


TECHNICAL INFORMATION & PLUS


FORMATI - SIZES



RETTIFICATO

60.4 x 120.8
24" x 48"

66

RETTIFICATO
| GRIP60.4 x 90.6
24" x 36"

59

60



RETTIFICATO

60.4 x 60.4
24" x 24"

54



RETTIFICATO

30.2 x 60.4
12" x 24"

51



RETTIFICATO

15.1 x 60.4
6" x 24"

66



RETTIFICATO

10 x 60.4
4" x 24"


66



RETTIFICATO

5 x 60.4
2" x 24"

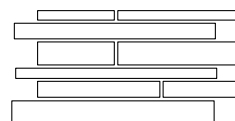
68



MOSAICO

30.2 x 30.2
12" x 12"

115

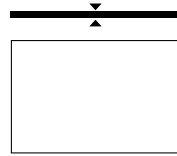
36 tessere
tessera 5 x 5

MURALES

30.2 x 60.4
12" x 24"

36

2THICK_20 MM



RETTIFICATO

60.4 x 90.6
24" x 36"

96

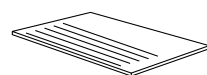
tutte le informazioni riguardanti i pezzi speciali, soluzioni di layout e caratteristiche tecniche sono presenti nel catalogo 2thick.

for all informations concerning special pcs, laying solutions and technical features please refers to the 2thick catalogue.

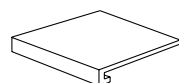
pour toute information sur: pieces speciales, proposition pour la pose et les caracteristiques techniques voir catalogue 2thick collection.

fuer weitere Informationen bzgl. Sonderstuecke, Verlegung und technische Daten finden Sie in unserem Katalog 2Thicks.

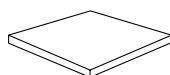
PEZZI SPECIALI SPECIAL ITEMS PIÉCES ESPECIALES FORMTEILE

GRADINO
RETTIFICATO30.2 x 60.4
12" x 24"

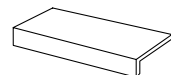
33

GRADONE COSTA
RETTIFICATO30.2 x 60.4 x 4
12" x 24" x 1/3"

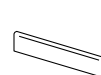
115

GRADONE ANG. COSTA
RETTA DX | SX RETTIFICATO30.2 x 30.2 x 4
12" x 12" x 1/3"

118

ELEMENTO A L
RETTIFICATO30.2 x 60.4 x 5
12" x 24" x 2"

49

BATTISCOPA SMALTATO
RETTIFICATO7 x 60.4
3" x 24"

15

RETTIFICATO | GRIP

30.2 x 90.6
12" x 36"

55

56

RETTIFICATO | GRIP

30.2 x 90.6 x 4
12" x 36" x 1/3"

140

143

RETTIFICATO | GRIP

30.2 x 90.6 x 4
12" x 36" x 1/3"

160

165

RETTIFICATO | GRIP

30.2 x 90.6 x 5
12" x 36" x 2"

96

98

CARATTERISTICHE TECNICHE - TECHNICAL FEATURES

| | standards | characteristics or properties | declared values |
|--|------------------------|--|--------------------------------------|
| | ISO 10545-3 | assorbimento d'acqua water absorption | <0.5% |
| | ISO 10545-4 | resistenza alla flessione (R) breaking strength | >35 N/mm ² |
| | ISO 10545-13 | resistenza agli acidi resistance to acid | GLA |
| | ISO 10545-12 | resistenza al gelo frost resistance | resiste frost proof |
| | ISO 10545-14 | resistenza alle macchie stain resistance | 4 |
| | ISO 10545-2 | planarità surface flatness | ±0.5% |
| | | spessore thickness | 10 mm |
| | DIN 51097 DIN 51130 | coefficiente d'attrito (scivolosità) static coefficient of friction | A R10 |
| | DCOF BOT 3000 | | > 0.42 |
| | DIN 51097 DIN 51130 | coefficiente d'attrito (scivolosità) static coefficient of friction | A+B+C R12 |
| | DCOF BOT 3000 | | > 0.42 |
| | | variazioni cromatiche color shade | V3 var. moderata V3 moderate var. |

IMBALLI - PACKING

| mm inch | | spessore thickness | pezzi/sc pcs/box | mq/sc sqm/box | kg/sc kgs/box | sc/pl box/pal | mq/pl sqm/pal | kg/pl kgs/pal |
|-------------|---|-----------------------|---------------------|------------------|------------------|------------------|------------------|------------------|
| 60.4x120.8 | rettificato | 10 | 2 | 1.46 | 30.53 | 35 | 51.10 | 1068.55 |
| 60.4x90.6 | rettificato grip | 10 | 3 | 1.64 | 33.70 | 32 | 52.51 | 1078.40 |
| 60.4x90.6 | 2thick_20mm rettificato | 20 | 1 | 0.55 | 23.76 | 48 | 26.40 | 1140.48 |
| 60.4x60.4 | rettificato | 10 | 4 | 1.46 | 31.40 | 30 | 43.80 | 942.00 |
| 30.2x60.4 | rettificato | 10 | 6 | 1.09 | 23.00 | 40 | 43.76 | 920.00 |
| 5x60.4 | rettificato | 10 | 32 | 0.97 | 19.08 | 48 | 46.37 | 915.84 |
| 10x60.4 | rettificato | 10 | 16 | 0.97 | 20.30 | 48 | 46.37 | 974.40 |
| 15.1x60.4 | rettificato | 10 | 11 | 1.00 | 20.58 | 48 | 48.00 | 987.84 |
| 30.2x30.2 | mosaico | | 11 | 1.00 | 19.00 | 36 | 36.00 | 684.00 |
| 30.2x60.4 | murales | | 5 | | 19.78 | | | |
| 7x60.4 | battiscopa smaltato rettificato | | 12 | | 10.32 | | | |
| 7x90.6 | battiscopa smaltato rettificato | | 8 | | 10.24 | | | |
| 30.2x60.4 | gradino rettificato | | 8 | | 31.60 | | | |
| 30.2x90.6 | gradino rettificato grip | | 4 | | 23.80 | | | |
| 30.2x60.4x4 | gradone costa retta rettificato | | 4 | | 20.40 | | | |
| 30.2x90.6x4 | gradone costa retta rettificato grip | | 2 | | 15.00 | | | |
| 30.2x30.2x4 | gradone angolare costa retta dx sx rettificato | | 2 | | 6.20 | | | |
| 30.2x90.6x4 | gradone angolare costa retta dx sx rett. grip | | 1 | | 8.20 | | | |
| 30.2x60.4x5 | elemento a L rettificato | | 4 | | 18.80 | | | |
| 30.2x90.6x5 | elemento a L rettificato grip | | 2 | | 13.90 | | | |